

SAUCER GENX NEO ROUND HIGHBAY

Catalog#	
Project:	
Fixture Type:	Date:
Note:	

Hit the Tab key or mouse over the page to see all interactive elements.

The Saucer Genx Neo Round Highbay is a high-performance lighting solution designed for superior efficiency and versatility in high-ceiling spaces. Featuring a plug-and-play sensor port, it allows easy sensor integration without additional wiring or installation hassle. Built for durability, it delivers reliable, high-quality illumination in both dry and damp environments, making it an ideal choice for industrial and commercial applications.

FEATURES & BENEFITS

- Delivers high efficacy with 210W fixture providing upto 28,350lm.
- Selectable CCT and Wattage, and dimming capabilities for optimal customization.
- ETL & UL Certified, DLC Premium, suitable for dry and damp location use.
- Operating Temperature: -20°C to +45°C
- Rated for 50,000 hours, offering a 5 year warranty.



Model Number	Wattage	Lumens
HL-RHB-MW-MCCT-130W	90W/110W/130W	12,150lm/14,850lm/17,550lm
HL-RHB-MW-MCCT-160W	120W/140W/160W	16,200lm/18,900lm/21,600lm
HL-RHB-MW-MCCT-210W	170W/190W/210W	22,950lm/25,650m/28,350lm

All models feature selectable CCT options: 3000K/4000K/5000K

PRODUCT SUMMARY

Efficacy

135 lm/W

Dimming

0-10V standard

CCT (Selectable)

3000K / 4000K / 5000K

Operating Temp.

-20°C to +45°C

CRI

≥80

Warranty

5 Years

Beam Angle

90°

Finish

Black

Input Voltage

120-277 Vac

Mounting

Eye Bolt Mount

Power Factor (PF)

≥ 0.95

Housing Material

Aluminum Powder Coated

THD

≤10%

Lens Type

PC Integrated

OPTIONAL ACCESSORY

- 40W Remote Emergency Battery Backup, Occupancy Sensor, RC-100 Sensor Remote Control and J Hook.

APPLICATIONS

- Cement & Steel Plants, Warehouses, Factories & Assembly Lines and Toll Plazas.

Default Parameters	
Wattage	CCT
130W	5000K
160W	5000K
210W	5000K

DLC PRODUCT INFORMATION			
Order ID	DLC Model Number	DLC Source Identifier	Classification
HL-RHB-MW-MCCT-130W	ROUND HB SUS 130W SWSC	S-2PSD9W	Premium
HL-RHB-MW-MCCT-160W	ROUND HB SUS 160W SWSC	S-R787W2	Premium
HL-RHB-MW-MCCT-210W	ROUND HB SUS 210W SWSC	S-2XMSTF	Premium

PERFORMANCE

Model Number	Selectable Wattages	Input Current	3000K (≥80 CRI)		4000K (≥80 CRI)		5000K (≥80 CRI)	
			Lumens	Efficacy	Lumens	Efficacy	Lumens	Efficacy
HL-RHB-MW-MCCT-130W	90W/110W/130W	0.789A/0.965A/1.14A	12,150lm	135 lm/W	14,850lm	135 lm/W	17,550lm	135 lm/W
HL-RHB-MW-MCCT-160W	120W/140W/160W	1.053A/1.228A/1.403A	16,200lm	135 lm/W	18,900lm	135 lm/W	21,600lm	135 lm/W
HL-RHB-MW-MCCT-210W	170W/190W/210W	1.491A/1.667A/1.842A	22,950lm	135 lm/W	25,650lm	135 lm/W	28,350lm	135 lm/W

*Lumen and efficacy data are based on the CCT of each higher wattage SKU.

PACKAGING DETAILS

Model Number	Product Dimension (DxH) (In)	Case Qty (units)	Case Dimension (LxWxH) (in)	Net Weight Product (lbs)	Gross Weight with Packaging (lbs)	Pallet Load
HL-RHB-MW-MCCT-130W	9.20x6.1	1	9.80x9.80x6.7	5.1	6.17	128
HL-RHB-MW-MCCT-160W	10.6x6.6	1	11.2x11.2x6.8	6.2	7.27	108
HL-RHB-MW-MCCT-210W	11.8x6.4	1	12.5x12.5x6.8	7.3	8.82	96

ACCESSORIES (SOLD SEPARATELY)



**40W Remote
Emergency
Battery Backup**
(HL-EM-07-01-1)



**Occupancy
Sensor**
(HL-ANT-6-4R)



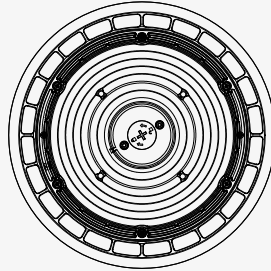
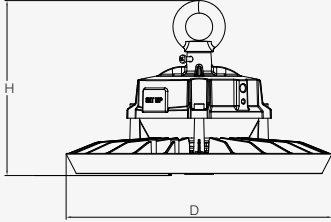
**RC-100
Sensor Remote Control**
(Remote - HL-ANT-6-4R)



J Hook
(HL-RHB-MW-MCCT-J hook)

DIMENSIONS

SELECTABLE WATTAGE & CCT: 130W




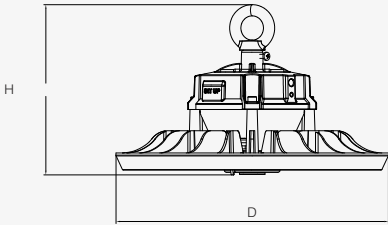
Diameter (D)

9.20 inch

Height (H)

6.1 inch

SELECTABLE WATTAGE & CCT: 160W



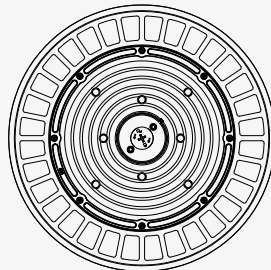
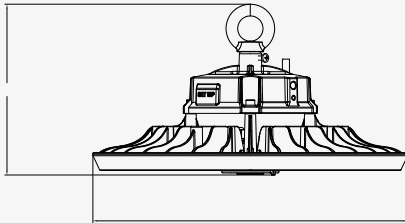
Diameter (D)

10.6 inch

Height (H)

6.6 Inch

SELECTABLE WATTAGE & CCT: 210W



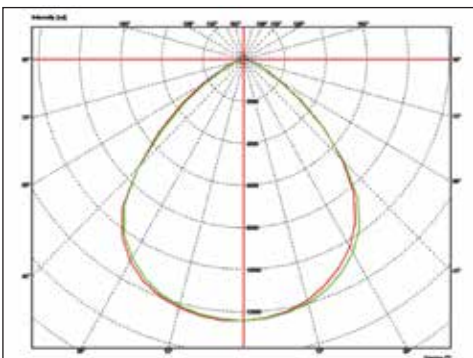
Diameter (D)

11.8 inch

Height (H)

6.4 Inch

PHOTOMETRIC RESULT



V3

Last Updated: June 11, 2026 01:30 PM