

INTERCHANGEABLE BOLLARD

Catalog#	
Project:	
Fixture Type:	Date:
Note:	

Hit the Tab key or mouse over the page to see all interactive elements.

Havells lighting's new Bollards are your first choice for garden lighting projects. 3 IN 1 switch is selectable for CCT, wattage, and photocell ON/OFF control. Photocell can automatically turn off at sunrise or during the day, and automatically light up at sunset or night. Interchangeable Bollards Heads can help to reduce SKU and save volume, also can meet different project demands.

FEATURES & BENEFITS

- Adjustable CCT and wattage allow for precise lighting control.
- Comes with inbuilt photocell.
- Operating Temperature: -40°C to +45°C
- Rated for 50,000 hours, offering a 5 year warranty.



PRODUCT SUMMARY

Efficacy 140 lm/W	CRI ≥80	Input Voltage 120-277 Vac	THD <20%	Operating Temp. -40°C to +50°C	Finish Black or Bronze	Housing Material Die-cast aluminum
CCT (Selectable) 3000K/4000K/5000K	Beam Angle Type VS Type III	Power Factor (PF) ≥0.90	Dimming 0-10V standard	Warranty 5 Years	Mounting Anchor bolt	Lens Type Polycarbonate

APPLICATIONS

- Walkways, Entrance ways, Driveways, Outdoor Commercial and Outdoor Residential.

INTERCHANGEABLE BOLLARDS HEADS



Model Number	Top Shape
HL-BL-MW-MCCT-26W-DC	Dome
HL-BL-MW-MCCT-26W-CR	Decorative

Model Number	Base Size
HL-BL-BASE-36"	36"
HL-BL-BASE-42"	42"

PERFORMANCE

Model Number	Top Shape	Selectable Wattages	Selectable CCT	System Lumens	Efficacy	Voltage	Beam Angle
HL-BL-MW-MCCT-26W-DC	Decorative	14W/19W/24W	3000K/4000K/5000K	2,800lm @24W	120 lm/W	120-277 Vac	Type III
HL-BL-MW-MCCT-26W-CR	Dome	14W/19W/24W	3000K/4000K/5000K	3,300lm @24W	140lm/W	120-277 Vac	Type VS

PACKAGING DETAILS (BOLLARD HEAD & BOLLARD HOUSING)

Model No.	Product Dimension (DxH) (in)	Case Qty (units)	Case Dimension (LxWxH) (in)	Net Weight Product (lbs)	Gross Weight with Packaging (lbs)	Pallet Load
HL-BL-MW-MCCT-26W-DC	6.3x12.0	1	8.27x8.27x15.16	4.41	5.51	-
HL-BL-MW-MCCT-26W-CR	6.3x10.5	1	8.27x8.27x13.58	4.30	5.40	-
HL-BL-BASE-36"	6.3x27.6	1	30.35x8.27x8.39	6.57	8.55	-
HL-BL-BASE-42"	6.3x33.5	1	36.34x8.27x8.39	7.83	10.03	-

ADDITIONAL ACCESSORIES (SOLD SEPARATELY)

Picture	ITEM	DESCRIPTION
	HL-ACC-BR06-RT	Retrofit plate, black and bronze finish available.
	HL-ACC-BR06-SS	180° Spill shield, black and bronze finish available. (Only for HL-BL-MW-MCCT-26W-DC)
	HL-EMY-04150DO-U3	Helpower, Emergency driver, AC120-277V, 4W.
	HL-EMY-04150DO-H3	Helpower, Emergency driver, AC120-347V, 4W.
	HL-ZYS-P10A	HL-ZYS-P10A, 10KV Surge Protector for AC120-277V.
	HL-ZYS-P10M	HL-ZYS-P10M, 10KV Surge Protector for AC120-347V.
	HL-MS018	Mosentek, PIR sensor, white finish

180° SPILL SHIELD

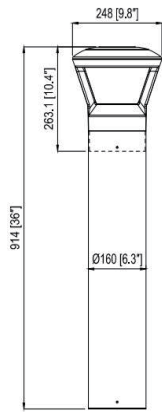


RETROFIT PLATE



DIMENSIONS

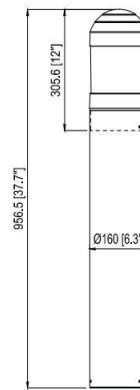
SELECTABLE WATTAGE & CCT: 26W DOME (36")



Diameter (D)
9.8 Inch

Height (H)
36.0 Inch

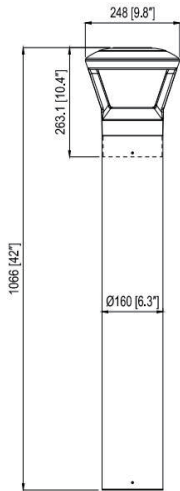
SELECTABLE WATTAGE & CCT: 26W CONE REFLECTOR (36")



Diameter (D)
6.3 Inch

Height (H)
37.7 Inch

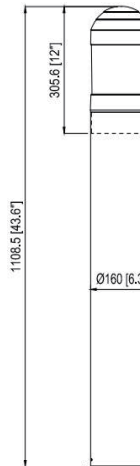
SELECTABLE WATTAGE & CCT: 26W DOME (42")



Diameter (D)
9.8 Inch

Height (H)
42.0 Inch

SELECTABLE WATTAGE & CCT: 26W CONE REFLECTOR (42")



Diameter (D)
6.3 Inch

Height (H)
43.6 Inch

OTHER INTERCHANGEABLE BOLLARDS HEADS

MAKE TO ORDER BOLLARDS HEADS



HL-BL-MW-MCCT-26W-CR2*
Cone reflector



HL-BL-MW-MCCT-26W-LR*
Louvered reflector



HL-BL-MW-MCCT-26W-LR2*
Louvered reflector



HL-BL-MW-MCCT-26W-DC2*
Decorative



HL-BL-MW-MCCT-26W-DC3*
Decorative

Version 1
Last Updated: May 28, 2026 11:00 AM