

Catalog#	
Project:	
Fixture Type:	Date:
Note:	

Hit the Tab key or mouse over the page to see all interactive elements.

The Flexi Round Highbay is a highly versatile lighting solution featuring fully selectable wattage, color temperature, and beam angles to perfectly tailor illumination for any industrial or commercial space.

FEATURES & BENEFITS

- Delivers high efficacy in 300W light providing up to 48,000lm
- Selectable output, color temperature and beam angle
- Supports dimming for enhanced control
- Operates from -40°C to +50°C



BEAM SELECTABLE: 60°/90°

Change Beam Distribution Patterns with a switch

Model Number	Selectable Wattage	System Lumens	Lumens Efficacy
HL-RHB-MW-MCCT-ML2-200W	120W/150W/200W	32,400lm	162 lm/W
HL-RHB-MW-MCCT-ML2-300W	200W/240W/300W	48,300lm	161 lm/W
HL-RHB-MW-MCCT-ML2-300W-HV**	200W/240W/300W	48,300lm	161 lm/W

All models feature selectable CCT options: 4000K/5000K

** marked SKU is Make to Order

PRODUCT SUMMARY

Efficacy

162 lm/W

Dimming

0-10V Dimming

CCT (Selectable)

4000K / 5000K

Operating Temp.

-40°C to +50°C

CRI

>80

Warranty

5 Years

Beam Angle (Selectable)

60° / 90°

Finish

White or Custom

Input Voltage

120-277VAC

Mounting

Eye Bolt

Power Factor (PF)

≥ 0.9

Housing Material

Die-cast Aluminum

THD

≤20%

Lens Type

PC Lens

ADDITIONAL ACCESSORIES (SOLD SEPARATELY)

- 40W Remote Emergency Battery Backup (HL-EM-07-01-1), Occupancy Sensor (HL-ANT-6-4R), RC-100 Sensor Remote Control (Remote-HL-ANT-6-4R), J Hook (HL-RHB-MW-MCCT-ML2-J hook), Aluminium Reflector (HL-RHB-MW-MCCT-ML2-Reflector), Junction Box Adaptor (HL-RHB-MW-MCCT-ML2-JB Adapter), Mounting Bracket (HL-RHB-MW-MCCT-ML2-Mounting Bracket), 1/2 NPT Adaptor (HL-RHB-1/2 NPT Adaptor) and 3/4 NPT Adaptor (HL-RHB-3/2 NPT Adaptor).

APPLICATIONS

- Warehouse & Storage, Industrial Facilities, Sports Facilities & Gyms, Manufacturing Facilities, and Retail Centers.

Default Parameters	
Wattage	CCT
200W	5000K
300W	5000K
320W-HV**	5000K

DLC PRODUCT INFORMATION			
Order ID	DLC Model Number	DLC Source Identifier	Classification
HL-RHB-MW-MCCT-ML2-200W	In process	In process	Premium
HL-RHB-MW-MCCT-ML2-300W	In process	In process	Premium
HL-RHB-MW-MCCT-ML2-300W-HV**	In process	In process	Premium

PERFORMANCE

Model Number	Selectable Wattages	Distribution	4000K (>80 CRI)		5000K (>80 CRI)		Input Voltage
			Lumens	Efficacy	Lumens	Efficacy	
HL-RHB-MW-MCCT-ML2-200W	120W/150W/200W	60°	32,400lm	162 lm/W	31,400lm	157 lm/W	120-347V
		90°	31,600lm	158 lm/W	30,000lm	155 lm/W	
HL-RHB-MW-MCCT-ML2-300W	200W/240W/300W	60°	48,300lm	161 lm/W	46,500lm	155 lm/W	120-347V
		90°	46,800lm	156 lm/W	45,000lm	150 lm/W	
HL-RHB-MW-MCCT-ML2-300W-HV**	200W/240W/300W	60°	48,300lm	161 lm/W	46,500lm	155 lm/W	200-480V
		90°	46,800lm	156 lm/W	45,000lm	150 lm/W	

*Lumen and efficacy data are based on the CCT of each higher wattage SKU

PACKAGING DETAILS

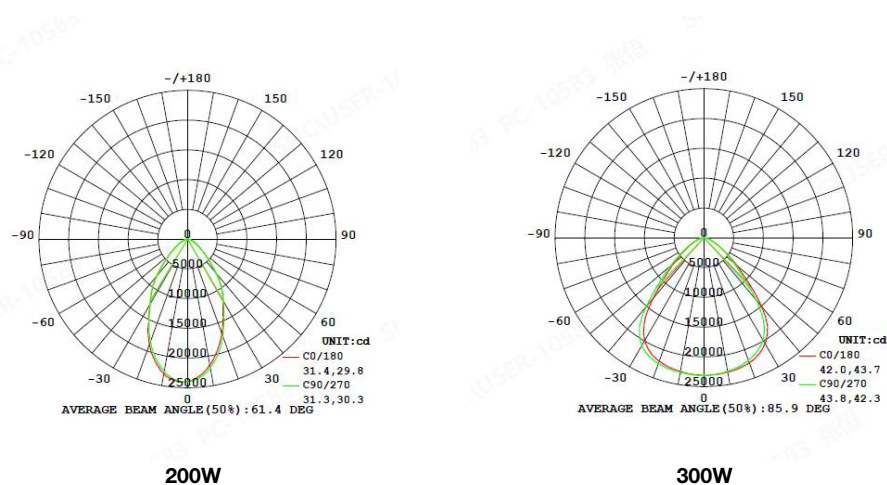
Model No.	Product Dimension (DxH) (In)	Case Qty (units)	Case Dimension (LxWxH) (In)	Net Weight Product (lbs)	Gross Weight with Packaging (lbs)	Pallet Load
HL-RHB-MW-MCCT-ML2-200W	11.81 x 5.75	1	12.60 x 12.60 x 5.51	5.29	7.05	-
HL-RHB-MW-MCCT-ML2-300W	13.78 x 6.10	1	14.60 x 14.60 x 5.51	5.73	7.49	-
HL-RHB-MW-MCCT-ML2-300W-HV**	13.78 x 6.10	1	14.60 x 14.60 x 5.51	5.73	7.49	-

** marked SKU is available from Make to Order

CUSTOMIZATION

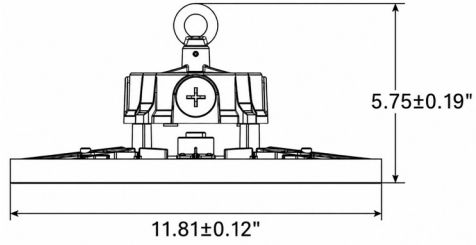
- Available in White, or Custom Finish
- Beam Selectable option 60°/90°

PHOTOMETRIC RESULT



DIMENSIONS

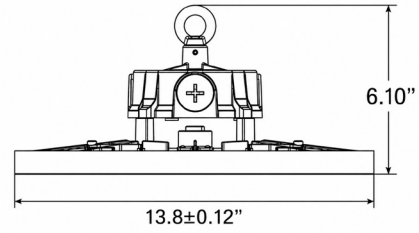
SELECTABLE WATTAGE & CCT: 200W



DIMENSIONS (D)
11.8 inch

Height (H)
5.75 Inch

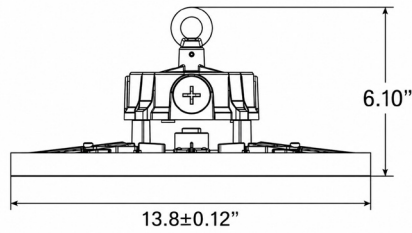
SELECTABLE WATTAGE & CCT: 300W



DIMENSIONS (D)
11.8 inch

Height (H)
5.75 Inch

SELECTABLE WATTAGE & CCT: 300W-HV**



DIMENSIONS (D)
11.8 inch

Height (H)
5.75 Inch