

LED LINEAR SUSPENDED UP & DOWN LIGHT

Catalog#	
Project:	
Fixture Type:	Date:
Note:	

Hit the Tab key or mouse over the page to see all interactive elements.

LED linear suspended light offers flexible performance, attractive design, simple installation with suspended, wall, or ceiling mounting, four splicing methods, and includes suspended mounting accessories.

FEATURES & BENEFITS

- Adjustable CCT and wattage allow precise lighting control
- Equipped with 0-10V dimming for smooth control
- Optional downward-only illumination mode
- Available in black & white
- Comes with a 6ft power-cord & hanging accessories
- Rated for 50,000 hours, offering a 5-year warranty



Model Number	Wattage	Lumens	Efficacy
HL-SSQ-MW-MCCT-85W-4 Feet-XX	Up: 15W/20W/25W Down: 40W/50W/60W	9,775lm	115 lm/W
HL-SSQ-MW-MCCT-170W-8 Feet-XX**	Up: 30W/40W/50W Down: 80W/100W/120W	19,550lm	115 lm/W

All models feature selectable CCT options: 3000K/4000K/5000K
XX=Black or White Color Finish | ** marked is Make to Order

PRODUCT SUMMARY

Efficacy 115 lm/W	Beam Angle 110°	THD <20%	Operating Temp. -20°C to +40°C	Mounting Suspended
CCT (Selectable) 3000K / 4000K / 5000K	Input Voltage 120-277 Vac	Surge Protection 1kV	Warranty 5 Years	Housing Material Aluminum
CRI 80	Power Factor (PF) >0.9	Dimming 0-10V standard	Finish Black or White	Lens Type Up:PC Down:PS

APPLICATIONS

- Educational, Commercial, Hospitality, and Retail.

OPTIONAL ACCESSORIES

- Wall Mounted Accessories, Ceiling Mounted Accessories, I Shape Joint Connector, L Shape Joint Connector, T Shape Joint Connector and X Shape Joint Connector.

STANDARD PRODUCT ACCESSORIES INCLUDED

- 6ft Power Cord, Hanging Chain, and I-Shape Splicer

Default Parameters	
Wattage	CCT
Up: 25W Down: 60W	5000K
Up: 50W Down: 120W	5000K

PERFORMANCE

Model Number	Wattages	Input Current	3000K (80 CRI)		4000K (80 CRI)		5000K (80 CRI)	
			Lumens	Efficacy	Lumens	Efficacy	Lumens	Efficacy
HL-SSQ-MW-MCCT-85W-4 Feet-XX	55W	0.50A	5,775lm	105 lm/W	6,600lm	120 lm/W	6,050lm	110 lm/W
	70W	0.60A	7,210lm	103 lm/W	8,260lm	118 lm/W	7,560lm	108 lm/W
	85W	0.72A	8,500lm	100 lm/W	9,775lm	115 lm/W	8,925lm	105 lm/W
HL-SSQ-MW-MCCT-170W-8 Feet-XX**	110W	0.92A	11,550lm	105 lm/W	13,200lm	120 lm/W	12,100lm	110 lm/W
	140W	1.20A	14,420lm	103 lm/W	16,520lm	118 lm/W	15,120lm	108 lm/W
	170W	1.60A	17,000lm	100 lm/W	19,550lm	115 lm/W	17,850lm	105 lm/W


Remarks: Lumen output and efficacy values are based on the CCT of the wattage combination of the up and down light.

XX=Black or White Color Finish | ** marked is Make to Order.


PACKAGING DETAILS

Model No.	Product Dimension (LxWxH) (in)	Case Qty (units)	Case Dimension (LxWxH) (in)	Net Weight Product (lbs)	Gross Weight with Packaging (lbs)	Pallet Load
HL-SSQ-MW-MCCT-85W-4 Feet-XX	46.57x2.76x2.6	4	48.82x7.28x8.46	3.83	19.25	-
HL-SSQ-MW-MCCT-170W-8 Feet-XX**	93.03x2.76x2.6	2	95.87x8.07x4.13	8.47	12.12	-

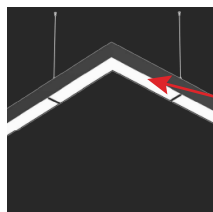
ACCESSORIES (SOLD SEPARATELY)



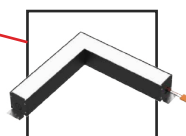
"I" type continuous run installations with a straight shape joint connector.



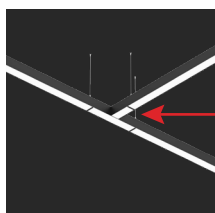
I Shape Joint Connector
(HL-SSQ-I-CONNECTOR)



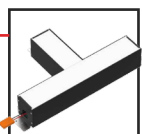
"L" type continuous run installations with a L shape joint connector.



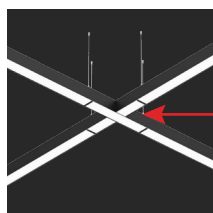
L Shape Joint Connector
(HL-SSQ-L-CONNECTOR)




"T" type continuous run installations with a T shape joint connector.



T Shape Joint Connector
(HL-SSQ-T-CONNECTOR)

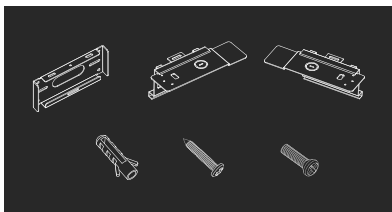


"X" type continuous run installations with a X shape joint connector.



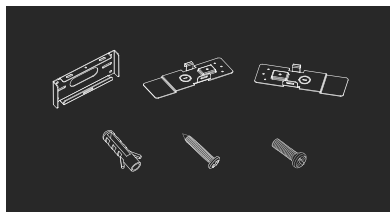
X Shape Joint Connector
(HL-SSQ-X-CONNECTOR)

ACCESSORIES (SOLD SEPARATELY) (CONTINUE)



Wall Mounted Accessories (HL-SSI-WM)

Wiring cover x2, Left sheet metal x1,
Right sheet metal x1, Rubber stopper x4,
Screw PA4*30 x4, Screw M3*12 x8

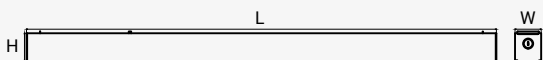


Ceiling Mounted Accessories (HL-SSI-CM)

Wiring cover x2, Left sheet metal x1
Right sheet metal x1, Rubber stopper x4,
Screw PA4*30 x4, Screw M3*12 x8

DIMENSIONS

HL-SSQ-MW-MCCT-85W-4 FEET



Length (L)

46.57 inch

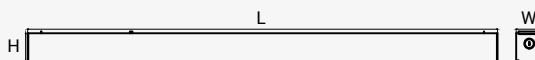
Width (W)

2.76 Inch

Height (H)

2.6 Inch

HL-SSQ-MW-MCCT-170W-8 FEET



Length (L)

93.03 inch

Width (W)

2.76 Inch

Height (H)

2.6Inch

PHOTOMETRIC RESULT

