

CONSTA SLIM

LED STRIP LIGHT

Catalog#	
Project:	
Fixture Type:	Date:
Note:	

Hit the Tab key or mouse over the page to see all interactive elements.

The Consta Slim LED Strip Light is a steel-based fixture boasting of a pristine white powder coating and offering a comprehensive range of LED options suitable for dry and damp environments.

FEATURES & BENEFITS

- Provides 8ft strip provides up to 11,600 lumens
- Selectable CCT and Wattage allow for precise lighting control
- Dimming capabilities enables energy-efficient performance
- Rated for 50,000 hours, offering a 5-year warranty
- Side Mount selectable switches



Model Number	Wattage	Lumens	Efficacy
HL-STM-MW-MCCT-25W-2 Feet**	15W/20W/25W	3,625lm	140 lm/W
HL-STM-MW-MCCT-40W-4 Feet	20W/30W/40W	5,800lm	140 lm/W
HL-STM-MW-MCCT-80W-8 Feet	60W/70W/80W	11,600lm	140 lm/W

All models feature selectable CCT options: 3000K/4000K/5000K

** Marked is Make to Order

PRODUCT SUMMARY

Efficacy 140 lm/W	Beam Angle 120°	THD ≤20%	Operating Temp. -20°C - +50°C	Mounting Ceiling Mount
CCT (Selectable) 3000K / 4000K / 5000K	Input Voltage 100-277 Vac	Surge Protection L/N-PE:2kV,L-N:1kV	Warranty 5 Years	Housing Material Iron
CRI >80	Power Factor (PF) ≥0.9	Dimming 0-10V standard	Finish White	Lens Type PC Lens(Round)

APPLICATIONS

- Offices, Hallways, Conference Rooms, Exhibition hall and supermarkets.

OPTIONAL ACCESSORIES

- Link Cable, Surface mount joining plate, Pendant mount joining plate and Sensor.

Default Parameters	
Wattage	CCT
25W	5000K
40W	5000K
80W	5000K

DLC PRODUCT INFORMATION			
Order ID	DLC Model Number	DLC Source Identifier	Classification
HL-STM-MW-MCCT-25W-2 Feet**	-	In Progress	Listed
HL-STM-MW-MCCT-40W-4 Feet	HL-STM-MW-MCCT-40W-4 FEET-AA-BB-CC-ZZZZ	S-SOJYMS	Listed
HL-STM-MW-MCCT-80W-8 Feet	HL-STM-MW-MCCT-80W-8 FEET-AA-BB-CC-ZZZZ	S-2JZSGR	Listed

PERFORMANCE

Model Number	Selectable Wattages	Input Current	3000K (>80 CRI)		4000K (>80 CRI)		5000K (>80 CRI)	
			Lumens	Efficacy	Lumens	Efficacy	Lumens	Efficacy
HL-STM-MW-MCCT-25W-2 Feet**	15W/20W/25W	0.31A	2,175lm	135 lm/W	2,900lm	145 lm/W	3,625lm	140 lm/W
HL-STM-MW-MCCT-40W-4 Feet	20W/30W/40W	0.5A	2,900lm	135 lm/W	4,350lm	145 lm/W	5,800lm	140 lm/W
HL-STM-MW-MCCT-80W-8 Feet	60W/70W/80W	0.98A	8,700lm	135 lm/W	10,150lm	145 lm/W	11,600lm	140 lm/W

(** marked is Make to Order)

Remarks: Lumen and efficacy data are based on the CCT of each higher wattage SKU.

PACKAGING DETAILS

Model No.	Product Dimension (LxWxH) (in)	Case Qty (units)	Case Dimension (LxWxH) (in)	Net Weight Product (lbs)	Gross Weight with Packaging (lbs)	Pallet Load
HL-STM-MW-MCCT-25W-2 Feet**	24x3.25x3.15	12	50.19x10.24x7.84	2.21	33.73	22
HL-STM-MW-MCCT-40W-4 Feet	48x3.25x3.15	6	49.21x10.24x7.84	3.53	28.66	22
HL-STM-MW-MCCT-80W-8 Feet	96x3.25x3.15	6	97.24x10.24x7.84	6.61	54.22	22


ACCESSORIES (SOLD SEPARATELY)



Link Cable
(HL-STM-LC)



Surface mount joining plate
(HL-STM-SML)



Pendent mount joining plate
(HL-STM-PMLP)

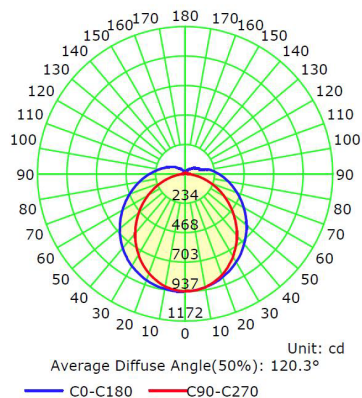


Sensor
(HL-STM-SENSOR)

PHOTOMETRIC RESULT

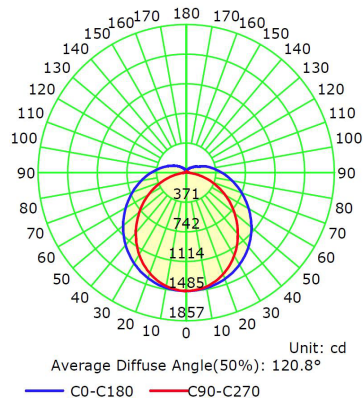
25W-2 Feet

Luminous Intensity Distribution Curve



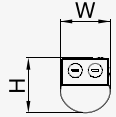
40W-4 Feet

Luminous Intensity Distribution Curve



DIMENSIONS

SELECTABLE WATTAGE & CCT: 2FT**



Length (L)

24.3 inch

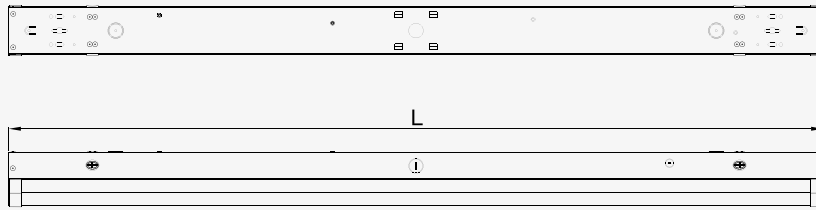
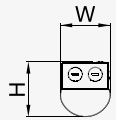
Width (W)

3.25 Inch

Height (H)

3.15 Inch

SELECTABLE WATTAGE & CCT: 4FT



Length (L)

48.0 inch

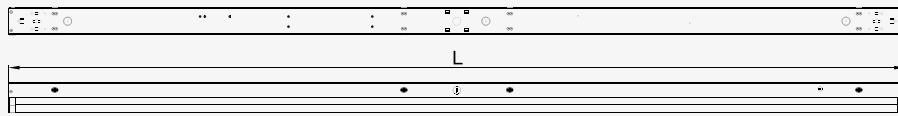
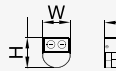
Width (W)

3.25 Inch

Height (H)

3.15 Inch

SELECTABLE WATTAGE & CCT: 8FT



Length (L)

96.0 inch

Width (W)

3.25 Inch

Height (H)

3.15 Inch