

Catalog#	
Project:	
Fixture Type:	Date:
Note:	

Hit the Tab key or mouse over the page to see all interactive elements.

The Havells Consta Pro LED Strip Series offers 2', 4', and 8' linear LED strip lights, ideal for both dry and damp environments. Its durable white-powder coated housing features adjustable CCT and wattage via a slide switch for easy customization. With a standard width matching traditional fluorescents, installation is simpler with minimal need for repainting. Suitable for single or continuous row mounting, the Consta Pro delivers versatile, precise illumination to elevate any space.



FEATURES & BENEFITS

- Delivers high efficacy with 8' light providing upto 10,400lm.
- Selectable CCT and Wattage, and dimming capabilities for optimal customization.
- ETL listed , DLC certified, suitable for dry and damp location use.
- Operating Temperature: -20°C to +50°C
- Rated for 50,000 hours, offering a 5-year warranty.



Model Number	Wattage	Lumens
HL-STW-MW-MCCT-23W-2 Feet	12W/18W/23W	1560lm/2340lm/2990lm
HL-STW-MW-MCCT-46W-4 Feet	23W/35W/46W	2990lm/4550lm/5980lm
HL-STW-MW-MCCT-80W-8 Feet	40W/60W/80W	5200lm/7800lm/10400lm

All models feature selectable CCT options: 3500K/4000K/5000K

PRODUCT SUMMARY

Efficacy

130 LM/W

Dimming

0-10V standard

CCT Options

3500K / 4000K / 5000K

Operating Temp.

-20°C to +50°C

CRI

≥80

Warranty

5 Years

Beam Angle

120°

Finish

White

Input Voltage

120-277Vac

Mounting

Suspended and Ceiling

Power Factor (PF)

0.9

Housing Material

Metal Powder Coated

THD

≤10%

Lens Type

PC Diffuser

OPTIONAL ACCESSORY

- Emergency Battery Backup, Suspension Kit, Connecting Plate, Occupancy Sensor and Decorative End Cap are ordered separately

APPLICATIONS

- Commercial Space, Hospital Premises, Educational institutions, Storages, Electric Rooms, Stairs and Corridors.

Default Parameters	
Wattage	CCT
23W	5000K
46W	5000K
80W	5000K

DLC PRODUCT INFORMATION			
Order ID	DLC Model Number	DLC Source Identifier	Classification
HL-STW-MW-MCCT-23W-2 Feet	CONSTA PRO 2F 23W SWSC Selectable SUR/SUS LED Batten	S-5CL7SM	Listed
HL-STW-MW-MCCT-46W-4 Feet	CONSTA PRO 4F 46W SWSC Selectable SUR/SUS LED Batten	S-CRXB63	Premium
HL-STW-MW-MCCT-80W-8 Feet	CONSTA PRO 8F 80W SWSC Selectable SUR/SUS LED Batten	S-G35WHV	Premium

PERFORMANCE

Model Number	Wattages	Input Current	3500K (≥80 CRI)		4000K (≥80 CRI)		5000K (≥80 CRI)	
			Lumens	Efficacy	Lumens	Efficacy	Lumens	Efficacy
HL-STW-MW-MCCT-23W-2 Feet	12W/18W/23W	0.111A/0.167A/0.213A	1560lm	130 lm/W	2340lm	130 lm/W	2990lm	130 lm/W
HL-STW-MW-MCCT-46W-4 Feet	23W/35W/46W	0.213A/0.324A/0.426A	2990lm	130 lm/W	4550lm	130 lm/W	5980lm	130 lm/W
HL-STW-MW-MCCT-80W-8 Feet	40W/60W/80W	0.370A/0.555A/0.741A	5200lm	130 lm/W	7800lm	130 lm/W	10400lm	130 lm/W

Lumen and efficacy data are based on the CCT of each higher wattage SKU.

PACKAGING DETAILS

Model Number	Product Dimension (LxWxH)	Case Qty (units)	Case Dimension (in)	Net Weight Product (lbs)	Gross Weight with Packaging (lbs)	Pallet Load*
HL-STW-MW-MCCT-23W-2 Feet	23.6x4.4x3.8	6	25.3x14.9x8.9	3.5	23.4	NA
HL-STW-MW-MCCT-46W-4 Feet	48.0x4.4x3.8	6	49.4x14.9x8.9	6.2	41.2	20
HL-STW-MW-MCCT-80W-8 Feet	93.0x4.4x3.8	2	95.3x10.7x6.8	9.5	24.2	NA

*Boxes/Pallet-1 Box = 6Pcs

ADDITIONAL ACCESSORIES



Emergency Battery Backup 10W (HL-EM-01-01)



Connecting Plate (HL-STW-Connecting Plate)



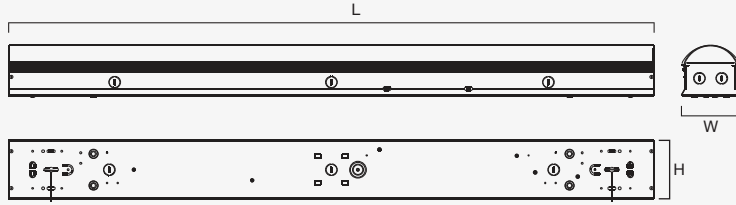
Occupancy Sensor (PIR-201HB-8A)



Decorative End Cap

DIMENSIONS

SELECTABLE POWER & CCT: 2FT



Length (L)

23.6 inch

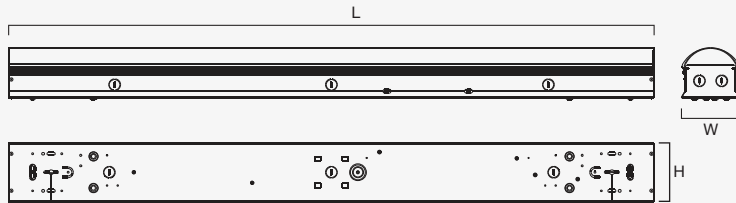
Width (W)

4.4 Inch

Height (H)

3.8 Inch

SELECTABLE POWER & CCT: 4FT



Length (L)

48.0 inch

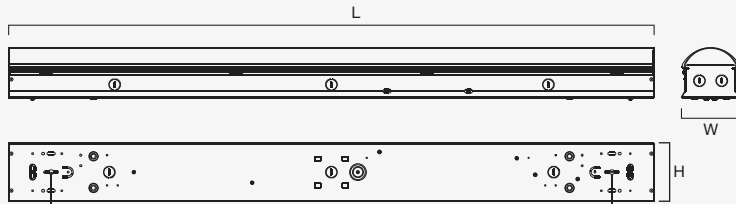
Width (W)

4.4 Inch

Height (H)

3.8 Inch

SELECTABLE POWER & CCT: 8FT



Length (L)

93.0 inch

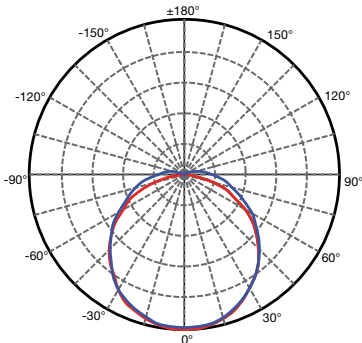
Width (W)

4.4 Inch

Height (H)

3.8 Inch

PHOTOMETRIC RESULT



V2

Last Updated: March 12, 2026 06:00 AM