

Catalog#	
Project:	
Fixture Type:	Date:
Note:	

Hit the Tab key or mouse over the page to see all interactive elements.

PUFF LIGHT

Our Puff Lights, also known as LED Puff Lights or round decorative moon lights, are versatile luminaires perfect for guest room entries, bathrooms, outdoor vanity areas, and apartment ceilings. They create a warm and inviting atmosphere while remaining durable and adaptable across different environments. With a rated life of 30,000 hours and an operating temperature range of -20°C to +40°C, these fixtures deliver long-lasting performance and reliability.

FEATURES & BENEFITS

- Delivers high efficacy with 12" and 15" light providing up to 1844lm.
- Selectable CCT for optimal customization.
- ETL listed, suitable for dry and damp location use.
- Operating Temperature: -20°C to +45°C.
- Rated for 30,000 hours, offering a 3-year warranty.



Model Number	Wattage	Lumens
HL-DLP-18W-MCCT-12 Inch	18W	1421lm/1507lm/1541lm/1504lm/1425lm
HL-DLP-24W-MCCT-15 Inch	24W	1849lm/1906lm/1994lm/1960lm/1844lm

All models feature selectable CCT options: 2700K/3000K/3500K/4000K/5000K

PRODUCT SUMMARY

Efficacy

≥79.4 lm/W

CCT Options

2700K/3000K/3500K/4000K/5000K

CRI

≥90

Beam Angle

120°

Input Voltage

120Vac

Power Factor (PF)

0.9

THD

NA

Dimming

0-10V standard

Operating Temp.

-20°C to +40°C

Warranty

3 Years

Finish

White

Mounting

Ceiling Mounted

Housing Material

Metal

Lens Type

PMMA

APPLICATIONS

- Offices, Hotels, Bathrooms and Guest Rooms.

Default Parameters	
Wattage	CCT
18W	5000K
24W	5000K

PERFORMANCE

			2700K (≥90 CRI)		3000K (≥90 CRI)		3500K (≥90 CRI)		4000K (≥90 CRI)		5000K (≥90 CRI)	
Model Number	Wattages	Input Current	Lumens	Efficacy	Lumens	Efficacy	Lumens	Efficacy	Lumens	Efficacy	Lumens	Efficacy
HL-DLP-18W-MCCT-12 Inch	18W	0.163A/0.165A/0.167A/0.165A/0.162A	1421lm	79.4 lm/W	1507lm	83.3 lm/W	1541lm	83.8 lm/W	1504lm	83.1 lm/W	1425lm	80.2 lm/W
HL-DLP-24W-MCCT-15 Inch	24W	0.216A/0.218A/0.221A/0.218A/0.214A	1849lm	79.2 lm/W	1906lm	81.5 lm/W	1994lm	83.1 lm/W	1960lm	82.9 lm/W	1844lm	79.9 lm/W

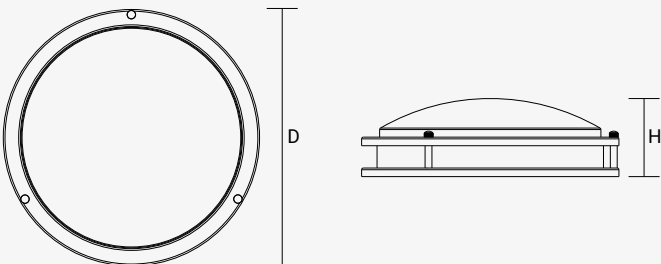
PACKAGING DETAILS

Model Number	Product Dimension (DxH)(in)	Case Qty (units)	Case Dimension (in)	Net Weight Product (lbs)	Gross Weight with Packaging (lbs)	Pallet Load *
HL-DLP-18W-MCCT-12 Inch	12x2.55	5	16.3x13.3x12.7	1.58	12.3	-
HL-DLP-24W-MCCT-15 Inch	15x2.75	5	16.3x16.3x16.1	3.57	24.9	-

*Boxes/Pallet-1 Box = 1Pcs

DIMENSIONS

SELECTABLE POWER & CCT: 2FT



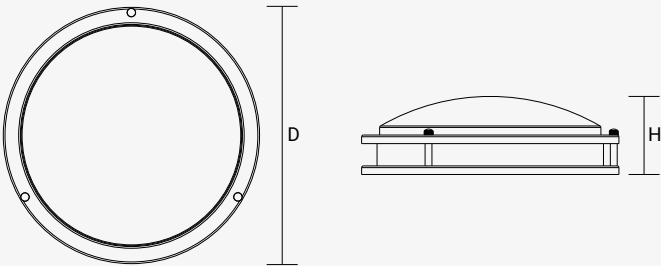
Width (D)

12 Inch

Height (H)

2.55 Inch

SELECTABLE POWER & CCT: 4FT




Width (D)

15 Inch

Height (H)

2.75 Inch

PHOTOMETRIC RESULT



HLSSPL200925V1
Last Updated: Sep 30, 2025 06:00 PM