

Saucer Genx Neo

ROUND HIGHBAY

Catalog#	
Project:	
Fixture Type:	Date:
Note:	

Hit the Tab key or mouse over the page to see all interactive elements.

Saucer Genx Neo Round Highbays just got even better. You can now add sensors to them without any installation hassle and wiring issues. With our new Round Highbay with sensor port, sensor installation is easy - just simply plug in the sensor. Its best-in-class efficiency, durability, versatility, and plug-and-play feature make it better than the rest. Additionally, it offers our customers the best lighting experience in high-ceiling areas no matter how dry or damp the location is.

FEATURES & BENEFITS

- Delivers high efficacy with 210W fixture providing upto 28350lm.
- Selectable CCT and Wattage, and dimming capabilities for optimal customization.
- ETL listed, DLC Premium, suitable for dry and damp location use.
- Operating Temperature: -20°C to +45°C
- Rated for 50,000 hours, offering a 5 year warranty.



Model Number	Wattage	Lumens
HL-RHB-MW-MCCT-130W	90W/110W/130W	12150lm/14850lm/17550lm
HL-RHB-MW-MCCT-160W	120W/140W/160W	16200lm/18900lm/21600lm
HL-RHB-MW-MCCT-210W	170W/190W/210W	22950lm/25650m/28350lm

All models feature selectable CCT options: 3000K/4000K/5000K

PRODUCT SUMMARY

Efficacy

135 LM/W

Dimming

0-10V standard

CCT Options

3000K / 4000K / 5000K

Operating Temp.

-20°C to +45°C

CRI

≥80

Warranty

5 Years

Beam Angle

90°

Finish

Black

Input Voltage

120-277Vac

Mounting

Eye Bolt Mount

Power Factor (PF)

≥ 0.95

Housing Material

Aluminum Powder Coated

THD

≤10%

Lens Type

PC Integrated

OPTIONAL ACCESSORY

- Emergency Battery Backup, Occupancy Sensor, J Hook.

APPLICATIONS

- Cement & Steel Plants, Warehouses, Factories & Assembly Lines and Toll Plazas.

Default Parameters	
Wattage	CCT
130W	5000K
160W	5000K
210W	5000K

DLC PRODUCT INFORMATION			
Order ID	DLC Model Number	DLC Source Identifier	Classification
HL-RHB-MW-MCCT-130W	ROUND HB SUS 130W SWSC	S-2PSD9W	Premium
HL-RHB-MW-MCCT-160W	ROUND HB SUS 160W SWSC	S-R787W2	Premium
HL-RHB-MW-MCCT-210W	ROUND HB SUS 210W SWSC	S-2XMSTF	Premium

PERFORMANCE

			3000K (≥80 CRI)		4000K (≥80 CRI)		5000K (≥80 CRI)	
Model Number	Wattages	Input Current	Lumens	Efficacy	Lumens	Efficacy	Lumens	Efficacy
HL-RHB-MW-MCCT-130W	90W/110W/130W	0.789A/0.965A/1.14A	12150lm	135 lm/W	14850lm	135 lm/W	17550lm	135 lm/W
HL-RHB-MW-MCCT-160W	120W/140W/160W	1.053A/1.228A/1.403A	16200lm	135 lm/W	18900lm	135 lm/W	21600lm	135 lm/W
HL-RHB-MW-MCCT-210W	170W/190W/210W	1.491A/1.667A/1.842A	22950lm	135 lm/W	25650lm	135 lm/W	28350lm	135 lm/W

Lumen and efficacy data are based on the CCT of each higher wattage SKU.

PACKAGING DETAILS

Model Number	Product Dimesion (DxH)	Case Qty (units)	Case Dimension (in)	Net Weight Product (lbs)	Gross Weight with Packaging (lbs)	Pallet Load
HL-RHB-MW-MCCT-130W	9.20x6.1	1	9.80x9.80x6.7	5.1	6.17	128
HL-RHB-MW-MCCT-160W	10.6x6.6	1	11.2x11.2x6.8	6.2	7.27	108
HL-RHB-MW-MCCT-210W	11.8x6.4	1	12.5x12.5x6.8	7.3	8.82	96

ACCESSORIES



Emergency
Battery Backup



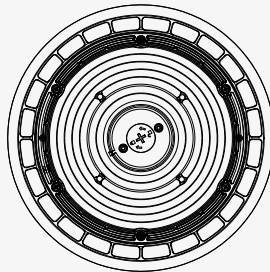
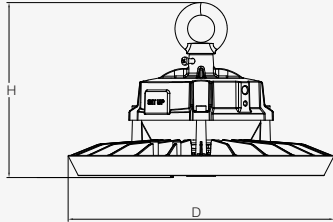
Occupancy
Sensor
(HL-ANT-6-4R)



J Hook

DIMENSIONS

SELECTABLE WATTAGE & CCT: 130W




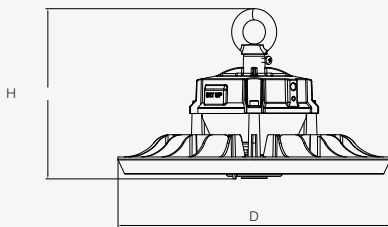
Diameter (D)

9.20 inch

Height (H)

6.1 inch

SELECTABLE WATTAGE & CCT: 160W




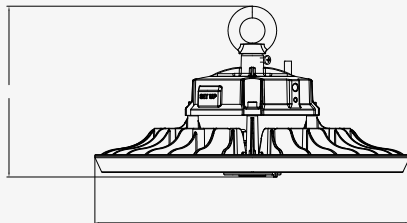
Diameter (D)

10.6 inch

Height (H)

6.6 inch

SELECTABLE WATTAGE & CCT: 210W



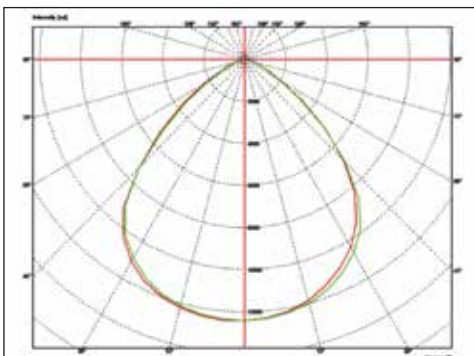
Diameter (D)

11.8 inch

Height (H)

6.4 inch

PHOTOMETRIC RESULT



HLSSSNRH030625V10

Last Updated: Sep 10, 2025 11:00 AM