


Catalog#	
Project:	
Fixture Type:	Date:
Note:	

Hit the Tab key or mouse over the page to see all interactive elements.

Havells Hercules Panel Light is a recessed back-lit fixture available in three sizes, offering both selectable wattage and CCT via a convenient slide switch for enhanced customization. Designed with a sleek ultra-modern aesthetic, it's an ideal choice to elevate the look and feel of your space. These panel lights are easy to install, and deliver high output, with the 2x4 model providing upto 6,000 lumens at 50W. Additionally, the Hercules Panel Light is equipped with standard 0-10V dimming capabilities for optimal lighting control.

### FEATURES & BENEFITS

- Delivers high efficacy with 2' x 4' providing upto 6,000 lumens.
- Selectable Wattage and CCT, and dimming capabilities.
- ETL listed, DLC listed suitable for dry and damp location use.
- Operating Temperature: -10°C to +40°C
- Rated for 50,000 hours, offering a 5-year warranty.



Model Number	Wattage	Lumens
HL-2x2-MW-MCCT BACK-LIT PANELS	16W/26W/36W	1920lm/3120lm/4320lm
HL-2x4-MW-MCCT BACK-LIT PANELS	30W/40W/50W	3600lm/4800lm/6000lm
HL-1x4-MW-MCCT BACK-LIT PANELS	16W/26W/36W	1920lm/3120lm/4320lm

All models feature selectable CCT options: 3500K/4000K/5000K

### PRODUCT SUMMARY

**Efficacy**  
120 LM/W

**CCT Options**  
3500K / 4000K / 5000K

**CRI**  
≥80

**Beam Angle**  
120°

**Input Voltage**  
120-277Vac

**Power Factor (PF)**  
0.9

**THD**  
≤10%

**Dimming**  
0-10V standard

**Operating Temp.**  
-10°C to +40°C

**Warranty**  
5 Years

**Finish**  
White

**Mounting**  
Recessed Ceiling Mounting

**Housing Material**  
Metal+ Aluminum Powder Coated

**Lens Type**  
PC Lens, 120 degree HB Grade

### OPTIONAL ACCESSORY

- Emergency Battery Backup and Occupancy Sensor.

### APPLICATIONS

- Commercial Spaces, Airport lounges, Corporate offices, Banks & ATM outlets, Data centers, Modern Work spaces, Schools, Churches and Hospital premises.

Default Parameters	
Wattage	CCT
36W	5000K
50W	5000K
36W	5000K

DLC PRODUCT INFORMATION			
Order ID	DLC Model Number	DLC Source Identifier	Classification
HL-2x2-MW-MCCT BACK-LIT PANELS	HERCULES GEN2 US 2X2 PL R 40WLED8SWD	S-9ZFCVD	Listed
HL-2x4-MW-MCCT BACK-LIT PANELS	HERCULES GEN2 US 2X4 PL R 50WLED8SWD	S-PZDBDY	Listed
HL-1x4-MW-MCCT BACK-LIT PANELS	HERCULES GEN2 US 4X1 PL R 40WLED8SWD	S-4HVIT6	Listed

# PERFORMANCE

			3500K (≥80 CRI)		4000K (≥80 CRI)		5000K (≥80 CRI)	
Model Number	Wattages	Input Current	Lumens	Efficacy	Lumens	Efficacy	Lumens	Efficacy
HL-2x2-MW-MCCT BACK-LIT PANELS	16W/26W/36W	0.148A/0.241A/0.333A	1920lm	120 lm/W	3120lm	120 lm/W	4320lm	120 lm/W
HL-2x4-MW-MCCT BACK-LIT PANELS	30W/40W/50W	0.278A/0.370A/0.463A	3600lm	120 lm/W	4800lm	120 lm/W	6000lm	120 lm/W
HL-1x4-MW-MCCT BACK-LIT PANELS	16W/26W/36W	0.148A/0.241A/0.333A	1920lm	120 lm/W	3120lm	120 lm/W	4320lm	120 lm/W

\*Lumen and efficacy data are based on the CCT of each higher wattage SKU\*.

# PACKAGING DETAILS

Model No.	Product Dimesion (LxWxH)	Case Qty (units)	Case Dimension (in)	Net Weight Product (lbs)	Gross Weight with Packaging (lbs)	Pallet Load
HL-2x2-MW-MCCT BACK-LIT PANELS	23.7x23.7x1.4	2	24.8x3.4x24.8	4.4	10.8	100
HL-2x4-MW-MCCT BACK-LIT PANELS	47.8x23.7x1.4	2	49.1x3.3x24.8	7.9	19.6	66
HL-1x4-MW-MCCT BACK-LIT PANELS	47.8x12.0x1.4	2	49.1x3.5x13.6	4.4	6.8	100

# ACCESSORIES



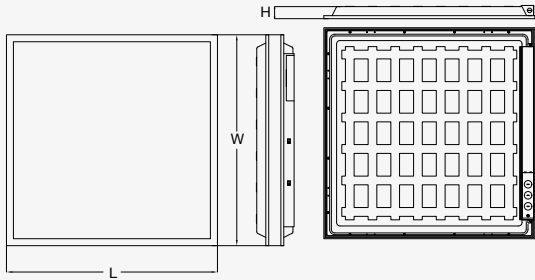
Emergency  
Battery Backup



Occupancy  
Sensor

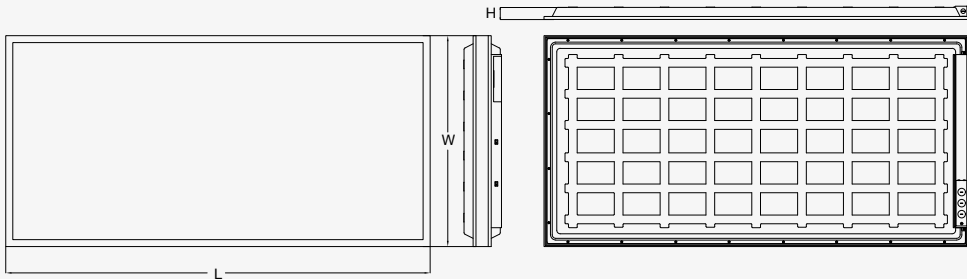
# DIMENSIONS

## TUNABLE POWER & CCT: 2X2



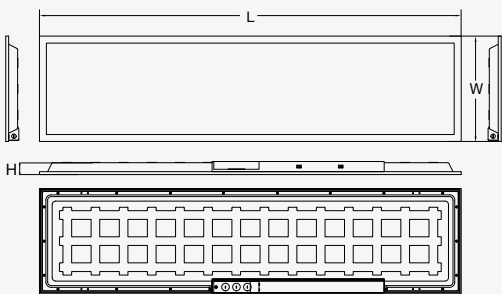
Length (L)
23.7 inch
Width (B)
23.7 Inch
Height (H)
1.4 Inch

## TUNABLE POWER & CCT: 2X4



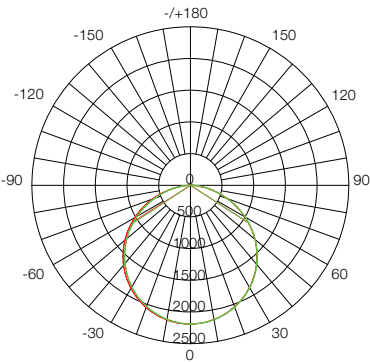
Length (L)
47.8 inch
Width (B)
23.7 Inch
Height (H)
1.4 Inch

## TUNABLE POWER & CCT: 1X4



Length (L)
47.8 inch
Width (B)
12.0 Inch
Height (H)
1.4 Inch

# PHOTOMETRIC RESULT



HLSSHPL070525V10  
Last Updated: Sep 09, 2025 11:00 AM